

A white decorative icon consisting of two overlapping arrow shapes pointing to the right.

Gender Pay Gap Report

2024

FOR PUBLIC USE

Author: ByBox Field Support Limited
Date: April 2024

General Information

Issued date: April 2024

Person responsible for employer's report: Kurt Demeuleneere (Chief Financial Officer)

Address: Floor 7, The Future Works, Brunel Way, Slough SL1 1FQ

Nature of business (SIC):

- ◆ **52103** - Operation of warehousing and storage facilities for land transport activities
- ◆ **77390** - Renting and leasing of other machinery, equipment and tangible goods not elsewhere classified

A word from our Chief Financial Officer



At ByBox, we prioritise the value of equality and place significant importance on fostering a diverse and inclusive workforce throughout the organisation. Our approach to developing colleagues and providing an environment that acknowledges their skills, expertise, and exceptional performance is reflected in our latest results.

We are deeply committed to cultivating a diverse workforce across all levels of the company and are dedicated to ensuring that our pay gap remains fair. We encourage our colleagues through the organisation and provide them with further opportunities to grow and develop on their journey with us.

2023 results showed that when comparing mean hourly wages, women's mean hourly wage was 2.4% lower than men, significantly improving our position vs 2022. When comparing median hourly wages, women earn £0.99 for every £1 that men earn.

We always strive for equal pay within ByBox and will continue to do so, creating a fun and fair organisation to be part of.

What is the Gender Pay Gap?

Gender pay gap is a measure of the difference in the average pay of men and women – regardless of the nature of their work – across the same organisation, business sector, industry or the economy.

This gap can be driven by the different number of men and women across all roles. It is important to note that it is different from an equal pay comparison, which is direct comparison of two people or groups of people carrying out the same, similar or equivalent work.

About Mean and Median?

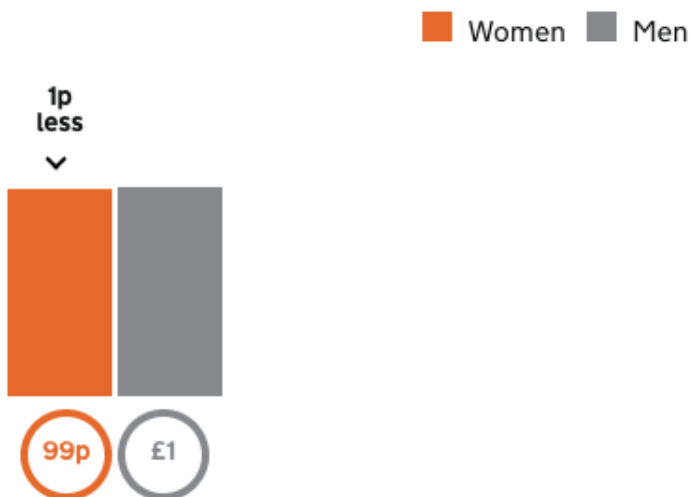
The mean hourly rate is the average hourly wage across the entire organisation, so the mean gender pay gap is a measure of the difference between women's mean hourly wage and men's mean hourly wage.

The median hourly rate is calculated by ranking all employees from the highest paid to the lowest paid and taking the hourly wage of the person in the middle. Which means that the median gender pay gap is the difference between women's median hourly wage (the middle-paid woman) and men's median hourly wage (the middle-paid man).

Difference in hourly pay

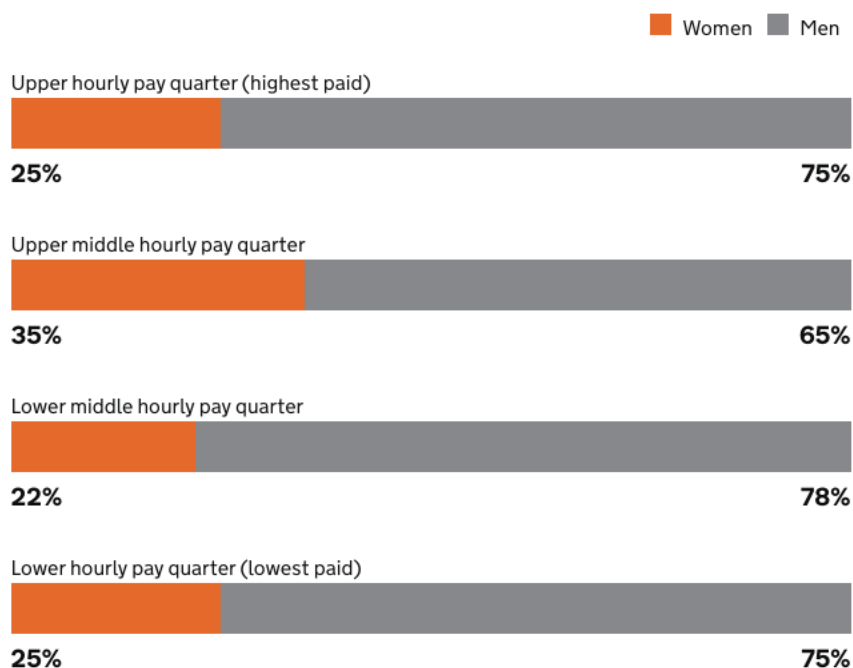
Women's mean hourly rate is **2.4% lower** than men's

*In other words, when comparing mean hourly rates, **women earn £0.99** for every **£1** that men earn.*



Proportion of women in each Pay Quartile

At ByBox Field Support women occupy **25%** of the highest paid jobs and **25%** of the lowest paid jobs.



About Pay Quarters

Pay quarters are calculated by splitting all employees in an organisation into four even groups according to their level of pay. Looking at the proportion of women in each quarter gives an indication of women's representation at different levels of the organisation.

Who received Bonus Pay?



22% of women



9% of men

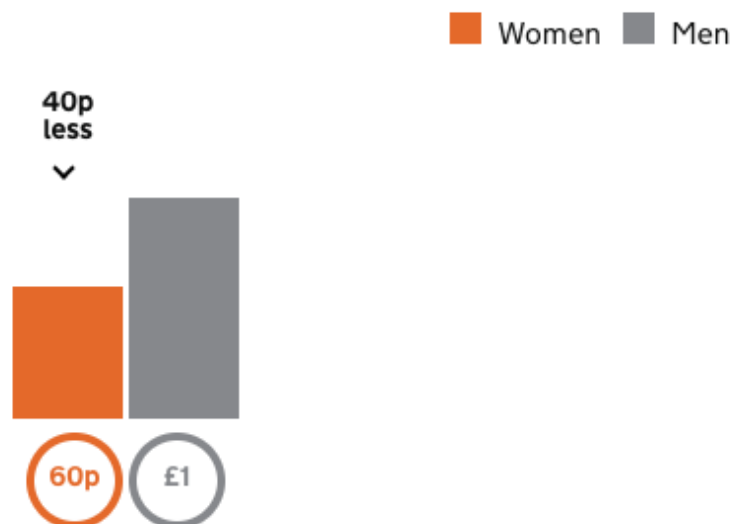
Difference in Bonus Pay



Women's mean bonus pay is **28.9%** higher than men's



Women's median bonus pay is **39.6%** lower than men's



About this report

Our overall results are reported in accordance with stated Government requirements in relation to the number of employees, and therefore are for ByBox Field Support Limited business activities only. Whilst we collect and analyse the data related to other ByBox businesses, these are not included in the published figures because the number of employees is under the specified threshold.